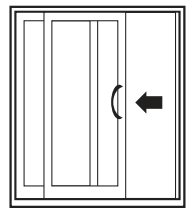
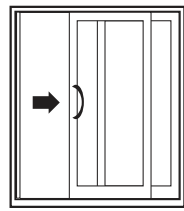


Specifications

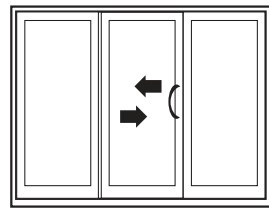
Dimensions Door/Panel Configurations and Finished Sizes



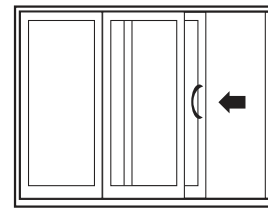
(OX-Slide left)



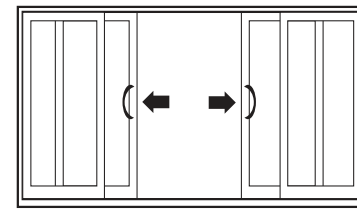
(XO-Slide Right)



(OXO-Slide Centre L or R)



(OOX-Slide R or XOO Slide L)



(OXXO-Slide R and Slide L from Centre)

2 Panels

Finished Sizes
59¹/₄ W x 79¹/₂ H
71¹/₂ W x 79¹/₂ H
95¹/₂ W x 79¹/₂ H
 Screen Sizes
29¹/₂ W x 76⁵/₈ H
35¹/₂ W x 76⁵/₈ H
47¹/₂ W x 76⁵/₈ H
 Glass Sizes
22 W x 67¹/₂ H
28 W x 67¹/₂ H
40 W x 67¹/₂ H

3 Panels

Finished Sizes
90¹/₄ W x 79¹/₂ H
108¹/₄ W x 79¹/₂ H
144¹/₄ W x 79¹/₂ H
 Screen Sizes
29¹/₂ W x 76⁵/₈ H
35¹/₂ W x 76⁵/₈ H
47¹/₂ W x 76⁵/₈ H
 Glass Sizes
22 W x 67¹/₂ H
28 W x 67¹/₂ H
40 W x 67¹/₂ H

4 Panels

Finished Sizes
117¹/₄ W x 79¹/₂ H
141¹/₄ W x 79¹/₂ H
189¹/₄ W x 79¹/₂ H
 Screen Sizes
29¹/₂ W x 76⁵/₈ H
35¹/₂ W x 76⁵/₈ H
47¹/₂ W x 76⁵/₈ H
 Glass Sizes
22 W x 67¹/₂ H
28 W x 67¹/₂ H
40 W x 67¹/₂ H

The most advanced vinyl
 Superior quality
 Beauty and performance
 Reliability
 Energy efficiency



Newcastle
 Patio Door Series

Performance Newcastle Patio Door Series meets Class R-PG50 - Type SD

Standards	Air Tightness	Water Tightness	Positive Design Pressure
AAMA/WDMA/CSA 101/1.S.2/A440-08	Passed/A3	8 psf	DP75



Distributed By:

Our products meet the Energy Star program guidelines for helping businesses and individuals protect the environment through superior energy efficiency.



Features

Hardware & Glass Options



The **Newcastle Patio Door Series**, is Sunview's pride and joy — the highest value, the best performance and with numerous sought-after upgrades standard, including welded sash, and whisper quiet rollers. Beautifully appointed in every component, offering performance and reliability. Step back and look at the fine details, the highest quality accessories and colour options. It's the execution of an uncompromising vision in state-of-the-art vinyl, unmatched anywhere for durability.

We are proud of the **Newcastle Patio Door**, and we know you will be too, as you step into the new environment it so capably provides.

Standard Features

- Elegant heavy-duty screen
- Pocket covers on interior, exterior jambs and sill
- Triple point stainless steel locking system
- Whisper quiet rollers
- Assembled (specify handing)

Frame & Panel

- Multi-chamber frame and sill
- All vinyl 4 7/8", 6 1/8" and 6 7/8" frame and sill
- Welded 45° frame and sash
- 2" x 5" vinyl steel reinforced welded sash
- Double weather strip on meeting rails



Precision Adjustable Rollers are whisper quiet, high quality, and installed in the active panel.

Glazing

Enhancing the outstanding thermal efficiency is the 1" high-performance glazing found in **Cardinal® Low-E glass** and **Edgetech Super Spacer®** technology.

Super Spacer®



Standard Elegant Hardware

A unique handle set with integrated keylocks. Available in Satin Nickel, Polished Brass or Oil Bronze.



Multi-point Lock. A heavy-duty stainless steel system providing **three** locking points on the door frame, comes as standard hardware.



Two Position Kick Locks mount on the bottom of the operating door. Used as secondary lock with door in the closed position. Available in white, beige or brown.



Guardian Locks mount on the top of the operating door; security bolt locks into the frame. Available in white, beige or brown.

Optional Frame & Sash

- 4 1/2" sill plate
- Brick mold
- Stainless steel hardware kit

Optional Internal Mini-Blinds

- **Fingertip operation**
- **No external cords**
- **No dusting**
- **Low-E glass**

From maximum visibility to complete privacy at the tip of a finger. Slide the lever to raise, lower or tilt the mini-blinds which are sealed between the insulated glass unit ensuring complete maintenance-free operation.



Optional Decorative Grills

Internal grills are available in a wide range of design styles with colours that include **Flat Grills** in Two-tone, White, Brass and Pewter; **Georgian Grills** in White, and **Pencil Grills** in White, Brass and Pewter.

Optional Decorative Glass, Inserts and Screens



Venice (wrought iron)



Spectrum (decorative bevels)



Retractable Screen

Optional Exterior Colours

Sunview Patio Doors boast a wide range of colour options that feature a finish which is U.V. stable, has a superior adhesion process and is impact resistant.

